



VG SERIES

Modular Gas Tilting Braising Pan



SELL SHEET

Model VG30

Shown with casters and washdown hose



ANSI/NSF Standard #4

SPECIFIER STATEMENT

Modular gas tilting braising pan. 36"/46" wide open base. Stainless steel front, sides and 12" legs with adjustable flanged feet. Stainless steel back. Front hinged polished stainless steel pan body with covered interior corners and embossed gallon markings. Pan depth is 9.75". Stainless steel cooking surface bonded to steel plate. Full width 4" return flange with formed pouring lip and removable strainer. Stainless steel spring assist cover with wrap around handle and condensate lip. Faucet mounting bracket (non-enclosed) field reversible "L" bracket either side. Drop away food receiving pan support mounts under pouring lip. Manually operated pan tilting mechanism with removable handle. Pan can be fully tilted to empty completely with approximately 30 crank revolutions. One 30,000 BTU/hr. burner for each 12" pan width. Burners shut off when pan is tilted 5°. Electronic ignition system for automatic burner light. Solid state temperature controls. Water tight controls and enclosures. Requires a 120/60/1 electrical power supply, 9.0 amps total draw. 3/4" rear gas connection and internal gas combination valve with integral regulator.

Exterior Dimensions:

____"w x 35 1/2"d x 40 1/2"h on 12" legs.

CSA design certified. Classified by UL to NSF Std. #4.

SPECIFY TYPE OF GAS WHEN ORDERING
SPECIFY ALTITUDE WHEN ABOVE 2,000 FT.

Project _____

AIA # _____ SIS # _____

Item # _____ Quantity _____ C.S.I. Section 114000

MODELS

- VG30** 36" wide open base
- VG40** 46" wide open base

STANDARD FEATURES

- Stainless steel front, back, sides and 12" legs with adjustable flanged feet
- Front hinged polished stainless steel pan body with covered interior corners and embossed gallon markings; stainless steel cooking surface bonded to steel plate; full width 4" return flange with formed pouring lip and removable strainer
- Stainless steel spring assist cover with wrap around cool to the touch handle and condensate lip
- Lid stops in place for vented cooking
- Faucet mounting bracket (non-enclosed) field reversible "L" bracket either side
- Drop away food receiving pan support mounts under pouring lip
Note: DOV3 only an option for 30-gallon unit
- Manually operated anti-jam pan tilting mechanism with removable handle; pan can be fully tilted to empty completely with approximately 30 crank revolutions
- One 30,000 BTU/hr. burner for each 12" pan width; burners shut off when pan is tilted 5°; electronic ignition system for automatic burner lighting
- Solid state temperature controls, adjustable from 50°F to 425°F
- Water tight controls and enclosures
- Requires a 120/60/1 electrical power supply, 9.0 amps
- 3/4" rear gas connection
- One year limited parts and labor warranty
- Combination gas valve with built-in regulator

OPTIONS

- Motor driven pan lift with removable manual crank handle
- Two inch draw-off valve – left front straight with strainer (BPDOV-1) pan support will be removed on VG30
- Two inch draw-off valve – left front 90° left with strainer (BPDOV-2) pan support will be removed on VG30
- Two inch draw-off valve – left side 90° front with strainer (BPDOV-3)
- Standard security package includes:
 - Security screws and tackwelds
 - Includes securing crank handle, pan strainer and non-door type panels
 - Controls protected by lockable cover
 - Perforated flue cover
- Second year extended limited parts and labor warranty

ACCESSORIES (PACKAGED AND SOLD SEPARATELY)

- Set of four casters, (two locking)
- Faucet bracket assembly (adds 3" to width) enclosed
- (12") (18") double jointed single pantry faucet
- (12") (18") double jointed double pantry faucet
- Double pantry washdown hose with 16" add-on faucet with backflow preventer
- Double pantry washdown hose with backflow preventer
- Double pantry pot filler and backflow preventer
- Steaming pan insert rack to hold 12" x 20" pans (Qty. ____)
- 12" x 20" x 4" stainless steel drain waste pan with clear plastic hose
- Catch can with bail handle and drain hose for draw-off valve



Approved by _____ Date _____ Approved by _____ Date _____

VG SERIES – Modular Gas Tilting Braising Pan

Pan

Pan

SERVICE CONNECTIONS

-  **GAS INPUT:** ¾" N.P.T., Nat. 7"-10.5" W.C.; Propane, 11"-13" W.C. See capacity schedule.
-  **ELECTRICAL CONNECTION:** Control circuit ¾" dia. 120 volt, 1 phase, 15 amps, power cord.

IMPORTANT

1. A pressure regulator sized for this unit is included. Natural gas 7" W.C., propane gas 11" W.C. supply pressure.
2. Gas line connecting to appliance must be ¾" or larger. If flexible hose with quick connects are used the hose and quick connects BTU flow rate must be a minimum of 120% of the appliance data plate BTU rate.
3. An adequate ventilation system is required for commercial cooking equipment. Information may be obtained by visiting the National Fire Protection Association website at <https://www.nfpa.org/>. Refer to NFPA No. 96.

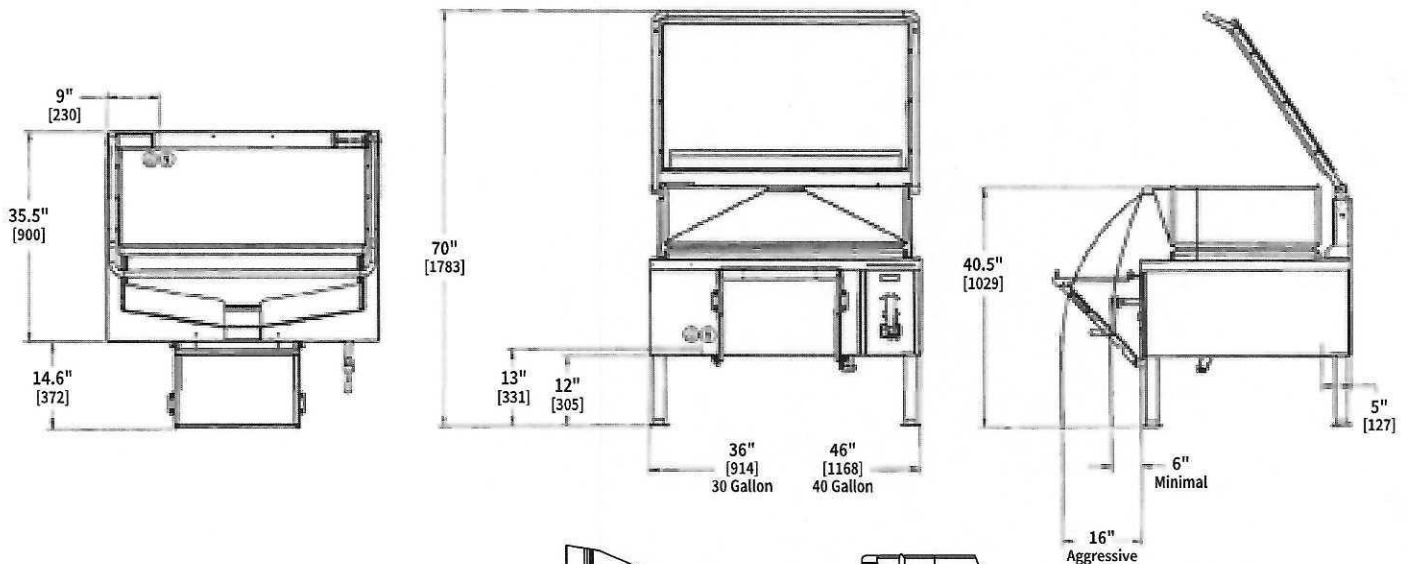
4. These units are manufactured for installation in accordance with ANSZ223.1A (latest edition), National Fuel Gas Code. Information may be obtained from The American Gas Association website at <https://www.aga.org/>.

	Combustible	Non-combustible
Rear	6	0
Sides	2	0

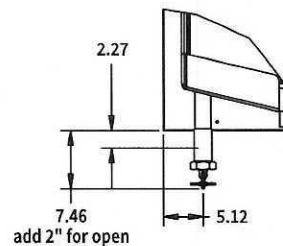
6. This appliance is manufactured for commercial installation only and is not intended for home use.

Model	Cooking Surface Area	Capacity	4 oz. Portions
VG30	29" x 23"	30 gal./114 liters	960
VG40	39" x 23"	40 gal./152 liters	1280

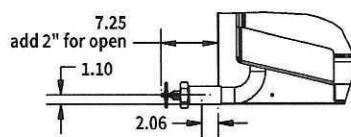
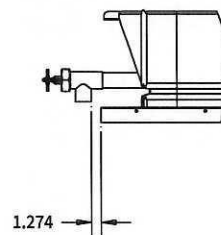
INSTALLATION MANUAL



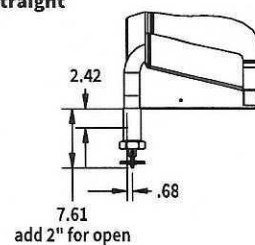
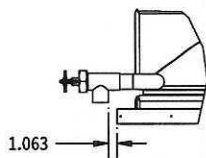
Model	BTU/Hr. Input
VG30	90,000
VG40	120,000



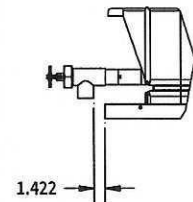
2" Draw-off valve – left front straight (BPDOV-1)




2" Draw-off valve – left front 90° left (BPDOV-2)



2" Draw-off valve – left side 90° front (BPDOV-3)



 CAD and/or Revit Files Available

As continued product improvement is a policy of Vulcan, specifications are subject to change without notice.

INVITATION FOR BIDS

Notice is hereby given that pursuant to Chapter 103D, Hawaii Revised Statutes (HRS), The Department of Corrections and Rehabilitation, Food Service Branch will be accepting bids to provide one (1) Propane Tilting Braising Pan to the Women's Community Correctional Center (WCCC) Food Service Unit.

The CONTRACTOR shall furnish the following:

- A Vulcan Model #VG40 Propane Tilting Braising Pan.
- The unit shall be 120 volts/single phase/15 amps.
- The unit shall be delivered to the Women's Community Correctional Center Food Service Unit.
- The contractor shall make prior arrangements with the WCCC Food Services Manager for delivery date, time, and clearances.
- Optional equipment such as a corrections package, casters, etc. are not needed.